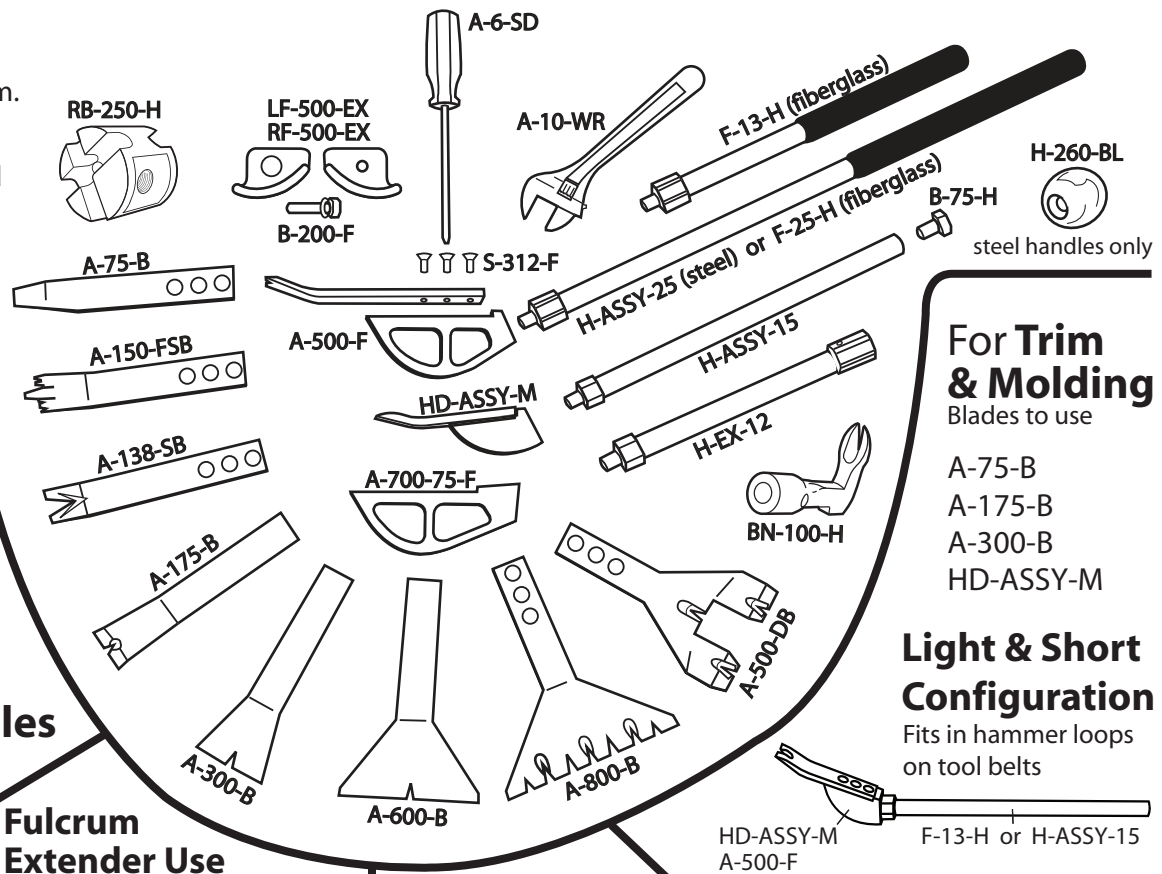


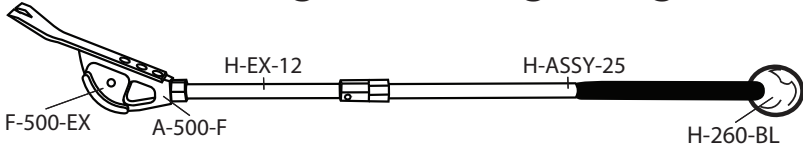
SUGGESTED USES

There are many different possible combinations for this pry bar system. These are a few recommended combinations for specific uses.

We recommend trying different combinations of blades, fulcrums and handles to see what works best for any situation.



General Flooring and Roofing Configuration



For Wood Flooring

Blades to use
A-175-B
A-300-B
HD-ASSY-M

For Roofing

Blades to use
A-300-B
A-600-B
A-800-B

Handles
H-ASSY-25
FG-25-H

For Scraping

Blades to use
A-300-B
A-600-B

For Subfloors

Blades to use
A-300-B
A-600-B
A-800-B


For Tile

Blades to use
A-175-B
A-300-B
A-600-B

For Carpet, Staples and Tack Strips

Blades to use
A-300-B

Fulcrum Extender Use



- Flooring
- Roofing
- Decking
- Sheetrock
- Moldings

For Trim & Molding

Blades to use

A-75-B
A-175-B
A-300-B
HD-ASSY-M

Light & Short Configuration

Fits in hammer loops on tool belts

General Prying



For Cabinets

Blades to use
A-175-B
A-300-B

For Tubs

Blades to use
A-300-B
A-600-B

For Studs

Blades to use
A-500-DB

For Furniture & Appliances

Blades to use
A-300-B A-600-B

For Siding and Overhead Prying

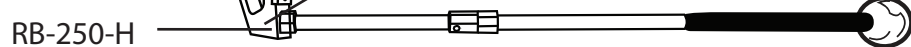
Blades to use
A-600-B HD-ASSY-M

Handles to use
A-175-B A-300-B F-25-H

For Nails & Staples and Spikes

Blades to use
A-175-B
A-150-FSB
HD-ASSY-M
A-138-SB
BN-100-H

For Rebar



For Decking

For decking removal use General Flooring Configuration with

A-700-75-F A-500-F

For Broken Concrete

Fulcrum to use
A-700-75-F

Blades to use
A-138-SB
A-75-B

For Sheetrock Lathe and Plaster

Blades
A-300-B A-600-B
A-500-DB A-138-SB

Fulcrum
A-700-75-F
A-500-F

Handles
FG-25-H